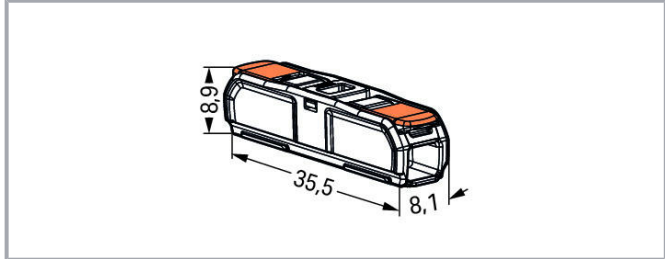



Data sheet | Item number: 221-2401 **NEW**

Inline splicing connector with lever; for all conductor types; 12 AWG (max.); 2-conductor; transparent housing; white cover; Surrounding air temperature: max 85°C (T85); 4,00 mm²; transparent

www.wago.com/221-2401



Subject to changes. Please also observe the further product documentation!

WAGO Kontakttechnik GmbH & Co. KG
Hansastr. 27
32423 Minden
Phone: +49571 887-0 | Fax: +49571 887-169
Email: info.de@wago.com | Web: www.wago.com

Do you have any questions about our products?
We are always happy to take your call at +49 (571) 887-44222.



Item description

This connector is 12 AWG capable and ideal for installations in the North American market.

Data

Notes

Note	Available January 2022
------	------------------------

Electrical data

Ratings per IEC/EN

Ratings per	EN 60664
Nominal voltage (II/2)	450 V
Rated surge voltage (II/2)	4 kV
Rated current	32 A
Legend (ratings)	(II / 2) \triangleq Overvoltage category II / Pollution degree 2

Ratings per UL

Rated voltage UL (Use Group C)	600 V
Rated current UL (Use Group C)	20 A

Subject to changes. Please also observe the further product documentation!

WAGO Kontakttechnik GmbH & Co. KG
Hansastr. 27
32423 Minden
Phone: +49571 887-0 | Fax: +49571 887-169
Email: info.de@wago.com | Web: www.wago.com

Do you have any questions about our products?
We are always happy to take your call at +49 (571) 887-44222.



Connection data

Total number of connection points	2
-----------------------------------	---

Connection 1

Connection technology	CAGE CLAMP®
Actuation type	Lever
Connectable conductor materials	Copper
Solid conductor	0.2 ... 4 mm ² / 20 ... 12 AWG
Stranded conductor	0.2 ... 2.5 mm ² / 18 ... 12 AWG
Fine-stranded conductor	0.34 ... 4 mm ² / 18 ... 12 AWG
Strip length	11 mm / 0.43 inch

Physical data

Width	8.1 mm / 0.319 inch
Height	8.9 mm / 0.35 inch
Depth	35.5 mm / 1.398 inch

Material data

Color	transparent
Cover color	white
Flammability class per UL94	V2
Color of actuator	orange
Weight of insulation material	0.84 g
Weight	2.5 g

Commercial data

PU (SPU)	600 (60) Stück
Packaging type	box
Country of origin	DE
GTIN	4055144067040
Customs tariff number	85369010000

Approvals / Certificates



Country specific Approvals

Certificate


Subject to changes. Please also observe the further product documentation!

WAGO Kontakttechnik GmbH & Co. KG
 Hansastr. 27
 32423 Minden
 Phone: +49571 887-0 | Fax: +49571 887-169
 Email: info.de@wago.com | Web: www.wago.com

Do you have any questions about our products?
 We are always happy to take your call at +49 (571) 887-44222.

Logo	Approval	Additional Approval Text	name
	CCA DEKRA Certification B.V.	EN 60998	NTR NL-7827
	KEMA/KEUR DEKRA Certification B.V.	EN 60998	71-113253


UL-Approvals

Logo	Approval	Additional Approval Text	Certificate name
	UL Underwriters Laboratories Inc.	UL 486C	E69654


Optional accessories

Mounting


Mounting accessories

- 


Item no.: 221-2504
Mounting carrier with strain relief; 4-way; for inline splicing connector with lever; for screw mounting; gray www.wago.com/221-2504

- 


Item no.: 221-2512
Mounting carrier with strain relief; 2-way; for inline splicing connector with lever; with snap-in mounting foot; gray www.wago.com/221-2512

- 

Item no.: 221-2505
Mounting carrier with strain relief; 5-way; for inline splicing connector with lever; for screw mounting; gray www.wago.com/221-2505

- 

Item no.: 221-2511
Mounting carrier with strain relief; 1-way; for inline splicing connector with lever; with snap-in mounting foot; gray www.wago.com/221-2511

- 

Item no.: 221-2513
Mounting carrier with strain relief; 3-way; for inline splicing connector with lever; with snap-in mounting foot; gray www.wago.com/221-2513

Subject to changes. Please also observe the further product documentation!

WAGO Kontakttechnik GmbH & Co. KG
 Hansastr. 27
 32423 Minden
 Phone: +49571 887-0 | Fax: +49571 887-169
 Email: info.de@wago.com | Web: www.wago.com

Do you have any questions about our products?
 We are always happy to take your call at +49 (571) 887-44222.



Item no.: 221-2514

Mounting carrier with strain relief; 4-way; for inline splicing connector with lever; with snap-in mounting foot; gray www.wago.com/221-2514



Item no.: 221-2515

Mounting carrier with strain relief; 5-way; for inline splicing connector with lever; with snap-in mounting foot; gray www.wago.com/221-2515



Item no.: 221-2521

Mounting carrier; 1-way; for inline splicing connector with lever; for screw mounting; gray www.wago.com/221-2521



Item no.: 221-2522

Mounting carrier; 2-way; for inline splicing connector with lever; for screw mounting; gray www.wago.com/221-2522



Item no.: 221-2523

Mounting carrier; 3-way; for inline splicing connector with lever; for screw mounting; gray www.wago.com/221-2523



Item no.: 221-2524

Mounting carrier; 4-way; for inline splicing connector with lever; for screw mounting; gray www.wago.com/221-2524



Item no.: 221-2525

Mounting carrier; 5-way; for inline splicing connector with lever; for screw mounting; gray www.wago.com/221-2525



Item no.: 221-2531

Mounting carrier; 1-way; for inline splicing connector with lever; with snap-in mounting foot; gray www.wago.com/221-2531



Item no.: 221-2532






Mounting carrier; 2-way; for inline splicing connector with lever; with snap-in mounting foot; gray www.wago.com/221-2532



Item no.: 221-2534

Mounting carrier; 4-way; for inline splicing connector with lever; with snap-in mounting foot; gray www.wago.com/221-2534

Subject to changes. Please also observe the further product documentation!

	Item no.: 221-2533 Mounting carrier; 3-way; for inline splicing connector with lever; with snap-in mounting foot; gray	www.wago.com/221-2533
	Item no.: 221-2535 Mounting carrier; 5-way; for inline splicing connector with lever; with snap-in mounting foot; gray	www.wago.com/221-2535
	Item no.: 221-2502 Mounting carrier with strain relief; 2-way; for inline splicing connector with lever; for screw mounting; gray	www.wago.com/221-2502
	Item no.: 221-2501 Mounting carrier with strain relief; 1-way; for inline splicing connector with lever; for screw mounting; gray	www.wago.com/221-2501
	Item no.: 221-2503 Mounting carrier with strain relief; 3-way; for inline splicing connector with lever; for screw mounting; gray	www.wago.com/221-2503

Downloads

Documentation

Additional Information

Technical explanations	Apr 3, 2019	pdf 2.2 MB	Download
------------------------	-------------	---------------	----------

CAD/CAE-Data

CAD data

2D/3D Models 221-2401	URL	Download
-----------------------	-----	----------

CAE data

ZUKEN Portal 221-2401	URL	Download
-----------------------	-----	----------

Environmental Product Compliance

Compliance Search


Environmental Product Compliance 221-2401	URL	Download
---	-----	----------

Subject to changes. Please also observe the further product documentation!

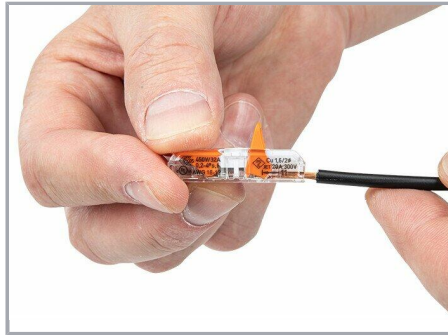
Inline splicing connector with lever; for all conductor types; 12 AWG (max.); 2-conductor; transparent housing; white cover; Surrounding air temperature: max 85°C (T85); 4,00 mm²; transparent

Installation Notes

Conductor termination




Push up the lever to open the clamping unit and insert the conductor.




Push the lever back down.

Installation




Place the inline splicing connector on the carrier in front of the mounting position.




Push the connector to the center position until it snaps into place.

Application


Subject to changes. Please also observe the further product documentation!



Perfect for test setups



Simple extension of lines



Lighting connection in suspended ceilings



Multi-pole, fixed lighting fixture wiring

Subject to changes. Please also observe the further product documentation!